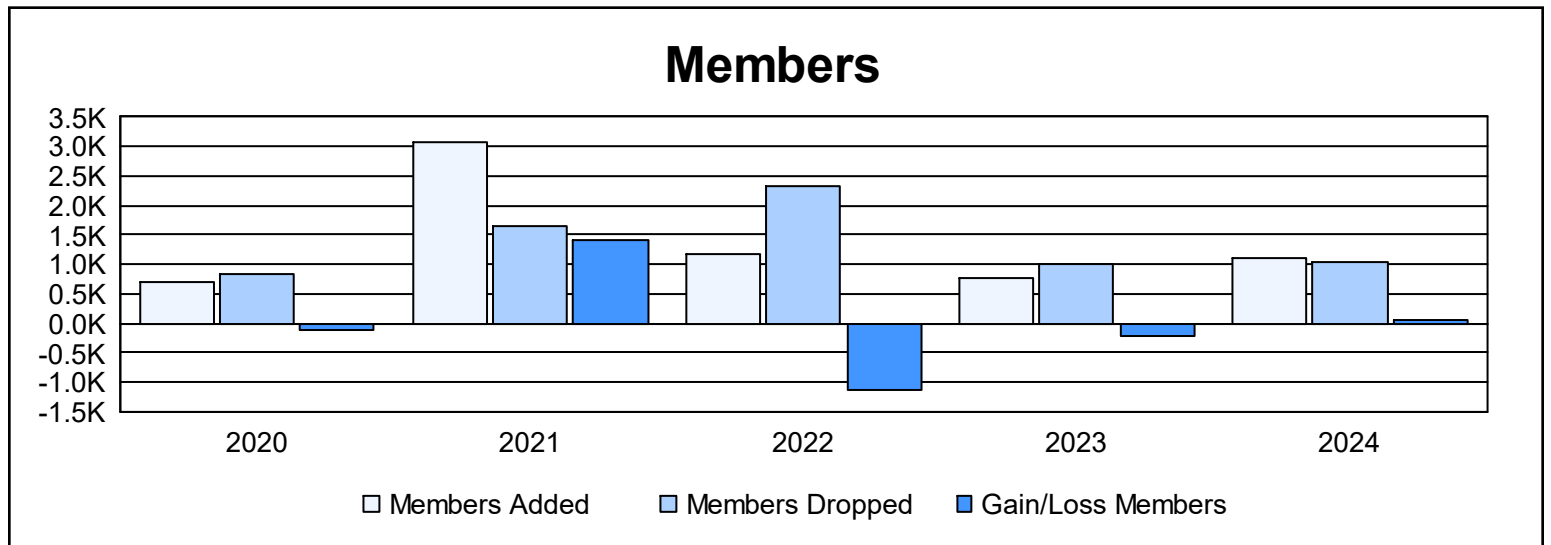
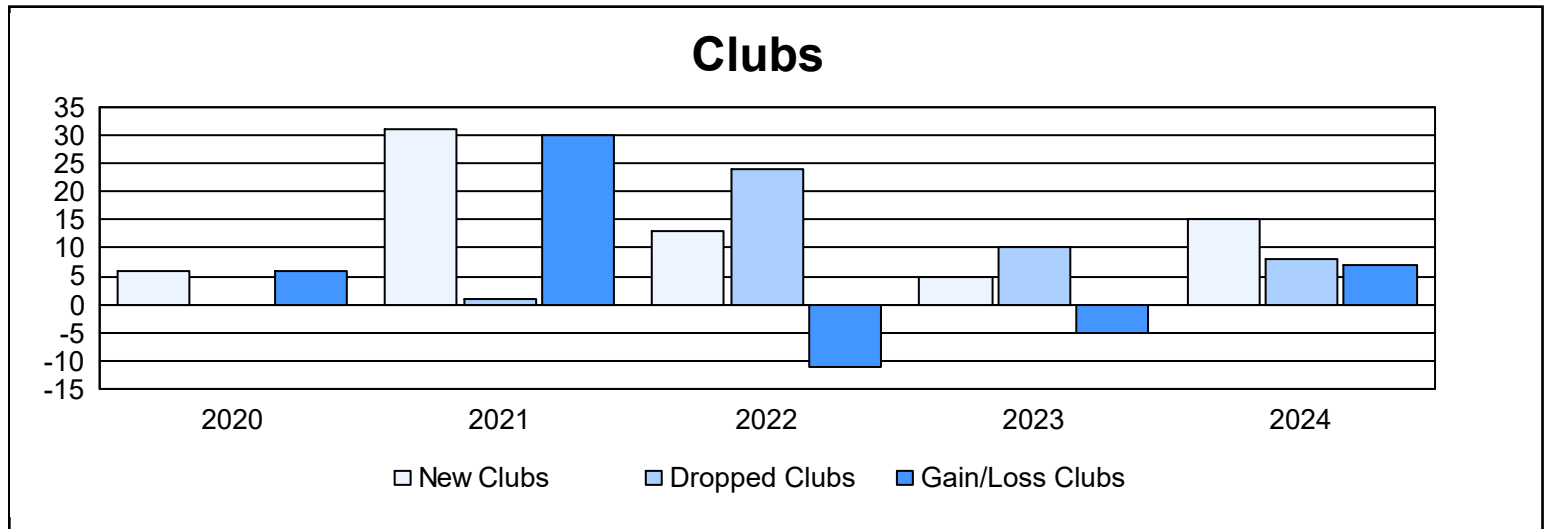
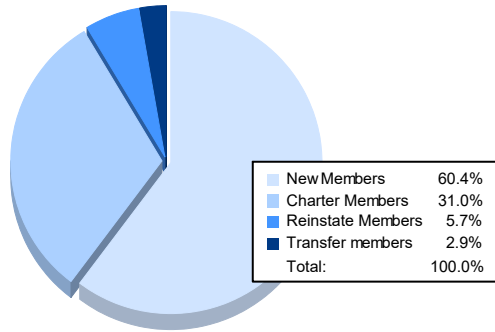


Year	New Clubs	Dropped Clubs	Gain/ Loss Clubs	New Members	Charter Members	Reinstate Members	Transfer Members	Total Member Added	Total Members Dropped	Gain/ Loss Members
2019-2020	6	0	6	486	164	44	14	708	827	-119
2020-2021	31	1	30	1,996	816	224	43	3,079	1,662	1,417
2021-2022	13	24	-11	687	397	96	5	1,185	2,327	-1,142
2022-2023	5	10	-5	538	163	47	32	780	990	-210
2023-2024	15	8	7	665	341	63	32	1,101	1,047	54
Average	14	9	5	874	376	95	25	1,371	1,371	0



Membership Composition June 2024 Cumulative



Gender Composition June 2024 Cumulative

